

R45.0mm(1.77")

R25.0mm(0.98")

R20.0mm(0.79")

666.8mm(26.3")

656.8mm(26.9")

612.8mm(24.1")

BOCCHI

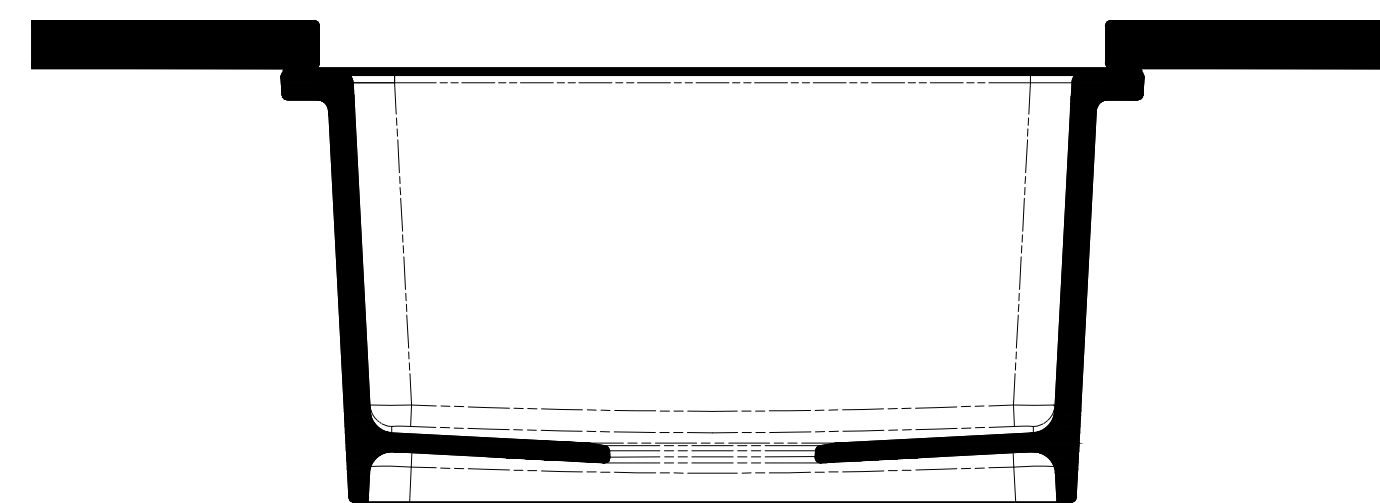
www.bocchiusa.com

Model No. Baveno 1633

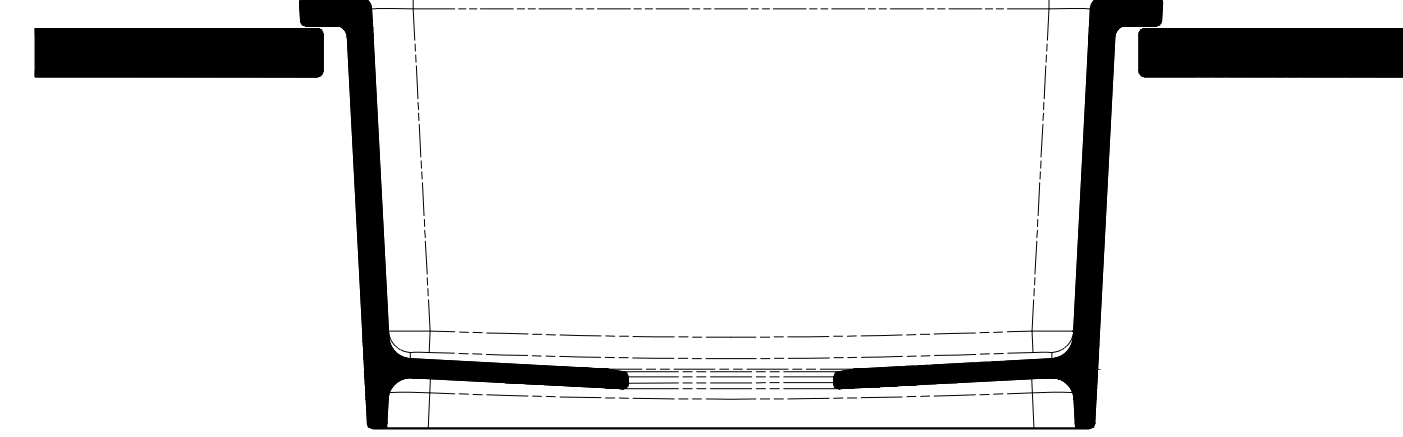
Customer Service: 877-565-2221

NOTE: Cutout template is provided as a guide **ONLY** and must be checked against actual sink to verify correct fit.

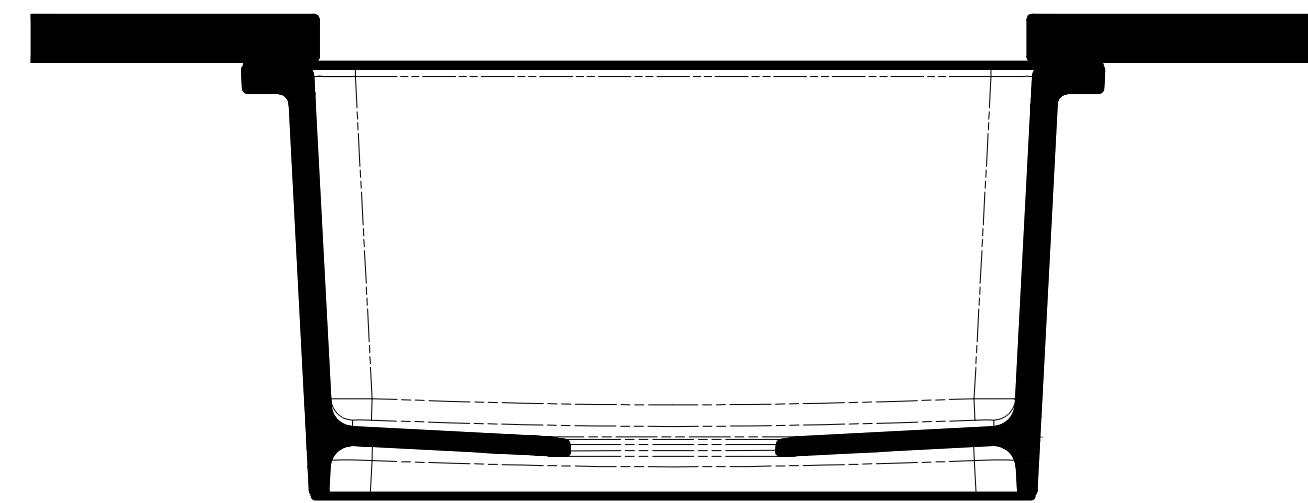
11/16" Reveal (for use with BOCCHI covers)
The countertop extends approximately 11/16" back from the edge of the sink on all sides.



Top Mount
Sink is dropped into the cut out provided as a dashed line on this template.



1/8" Overhang (for undermount WITHOUT covers)
The countertop extends 1/8" over the edge of the sink on all sides



485.3mm(19.1")

529.5mm(20.8")

539.5mm(21.2")

Cut along inner solid line for negative reveal 1/8"

Cut along dashed line for top mount (drop-in)

Use outer edge for positive reveal 21/32"